

The name that built an industry™

Cultured Stone® by Boral®

2017 Source Guide | Version 2





Excellence from tradition. Legacy from innovation.

For more than half a century, Cultured Stone® by Boral® has produced premium manufactured stone veneer, created by the finest master craftsman. As we embrace the strong practices of excellence and artistry that define our heritage, we look ahead to create solutions that offer greater flexibility in design, meeting the design needs of today, and tomorrow.

Eleanor Roosevelt once said, “The future belongs to those who believe in the beauty of their dreams.” We believe in offering products that help you achieve your dreams, beautifully.

You are not just a building professional, and these are not just products. You are a visionary, and these are the tools with which you are able to shape your future. Bring incomparable design to reality through the finest manufactured stone veneer available in the industry. The past has shaped us, but the future is ours to define.

INTRODUCING:

Pro-Fit® Terrain™
Ledgestone

HEIGHT	LENGTH	THICKNESS	CORNER RETURNS
4"	8", 12", 20"	¾", 1 ¼", 1 ¾"	4", 8", 12"

Arcadia Pro-Fit® Terrain™ Ledgestone *tight-fitted mortar joints*

Arctic Pro-Fit® Terrain™ Ledgestone *tight-fitted mortar joints*

Ethos Pro-Fit® Terrain™ Ledgestone *tight-fitted mortar joints*

Trek Pro-Fit® Terrain™ Ledgestone *tight-fitted mortar joints*

New Product


Adventure
meets design.

THOROUGHLY MODERN.
TOTALLY MODULAR.

Building on our beautiful Contemporary Collection, Pro-Fit® Terrain™ Ledgestone blends fine Cultured Stone® by Boral® textures and relief patterns to blaze a bold new path and push the contemporary design movement forward. Pro-Fit® Terrain™ is quick and easy to install, with groups of small stones expertly bundled by our masons.



Intaglio Cast-Fit® Watertable Sill
Intaglio Pro-Fit® Modera™ Ledgestone



Carbon Pro-Fit® Modera™ Ledgestone *tight-fitted mortar joints*

Pro-Fit® Modera™
Ledgestone

HEIGHT	LENGTH	THICKNESS	CORNER RETURNS
4"	8", 12", 20"	¾", 1 ¼", 1 ¾"	4", 8", 12"



Intaglio Pro-Fit® Modera™ Ledgestone *tight-fitted mortar joints*



Vellum Pro-Fit® Modera™ Ledgestone *tight-fitted mortar joints*

Pro-Fit® Ledgestone

HEIGHT	LENGTH	THICKNESS	CORNER RETURNS
4"	8", 12", 20"	½", 1 ½"	4", 8", 12"



Autumn Pro-Fit® Ledgestone *tight-fitted mortar joints*



Platinum Pro-Fit® Ledgestone *tight-fitted mortar joints*



Southwest Blend Pro-Fit® Ledgestone



Gray Pro-Fit® Ledgestone *tight-fitted mortar joints*



Mojave Pro-Fit® Ledgestone *tight-fitted mortar joints*



Shale Pro-Fit® Ledgestone *tight-fitted mortar joints*



Southwest Blend Pro-Fit® Ledgestone *tight-fitted mortar joints*

Pro-Fit® Alpine
Ledgestone

HEIGHT	LENGTH	THICKNESS	CORNER RETURNS
4"	8", 12", 20"	¾" – 2 ¼"	4", 8", 12"



Black Mountain® Pro-Fit® Alpine Ledgestone *tight-fitted mortar joints*



Echo Ridge® Pro-Fit® Alpine Ledgestone *tight-fitted mortar joints*



Black Rundle Pro-Fit® Alpine Ledgestone *tight-fitted mortar joints*



Chardonnay Pro-Fit® Alpine Ledgestone *tight-fitted mortar joints*



Pheasant Pro-Fit® Alpine Ledgestone *tight-fitted mortar joints*



Summit Peak Pro-Fit® Alpine Ledgestone *tight-fitted mortar joints*



Dark Ridge™ Pro-Fit® Alpine Ledgestone *tight-fitted mortar joints*



Umber Creek Pro-Fit® Alpine Ledgestone *tight-fitted mortar joints*



Winterhaven™ Pro-Fit® Alpine Ledgestone *tight-fitted mortar joints*

Hewn Stone™

PLEASE NOTE: EACH SIZE IS SOLD SEPARATELY. MULTIPLE SIZES ARE SHOWN.

SIZE	HEIGHT	LENGTH	THICKNESS	CORNER RETURNS
308	3"	8"	1 ½"	3", 7"
314	3"	14"	1 ½"	3", 7"
514	5"	14"	1 ½"	3", 10"
522	5"	22"	1 ½"	3", 10"
822	8"	22"	1 ½"	3", 10"



* Foundation Hewn Stone™ *tight-fitted mortar joints*



* Span Hewn Stone™ *tight-fitted mortar joints*



* Talus Hewn Stone™ *tight-fitted mortar joints*

*Each size is sold separately. Multiple sizes are shown. Refer to chart above for sizes.

The product colors you see are as accurate as current photography and printing techniques allow. We suggest you look at product samples before you select colors.



Foundation Hewn Stone™

Coral Stone

HEIGHT	LENGTH	THICKNESS	CORNER RETURNS
4" – 12"	4" – 16"	1" – 1 1/4"	2 1/2" – 8 1/2"



Fossil Reef Coral Stone 1/2" mortar joints



Parchment™ Cast-Fit®

Cast-Fit®

SIZE	HEIGHT	LENGTH	THICKNESS	CORNER RETURNS
8" x 16"	7 1/4"	15 1/4"	1 1/2"	N/A
12" x 24"	11 1/4"	23 1/4"	1 1/2"	N/A



Fossil Reef Coral Stone



French Gray™ Cast-Fit® 1/2" mortar joints (12" x 24" shown)



Parchment™ Cast-Fit® 1/2" mortar joints (8" x 16" shown)

Country
Ledgestone

HEIGHT	LENGTH	THICKNESS	CORNER RETURNS
1 ½" – 6 ½"	4 ¼" – 22"	1 ⅛" – 2 ¾"	4" – 12"



Aspen Country Ledgestone
tight-fitted mortar joints



Ashfall Country Ledgestone *tight-fitted mortar joints*



Grand Mesa Country Ledgestone *1/2" fitted mortar joints*



Hudson Bay® Country Ledgestone
tight-fitted mortar joints



Mojave Country Ledgestone *tight-fitted mortar joints*



Black Rundle Country Ledgestone *tight-fitted mortar joints*



Bucks County Country Ledgestone *tight-fitted mortar joints*



Caramel Country Ledgestone *1/2" mortar joints*



Red Rock Country Ledgestone
1/2" mortar joints



Sevilla™ Country Ledgestone *tight-fitted mortar joints*



Skyline Country Ledgestone *tight-fitted mortar joints*



Chardonnay Country Ledgestone *tight-fitted mortar joints*



Echo Ridge® Country Ledgestone *tight-fitted mortar joints*



Eucalyptus Country Ledgestone *1/2" mortar joints*



White Oak Country Ledgestone *1/2" mortar joints*



Wolf Creek® Country Ledgestone
tight-fitted mortar joints



Umber Creek Country Ledgestone *1/2" mortar joints*

Southern
Ledgestone

HEIGHT	LENGTH	THICKNESS	CORNER RETURNS
½" – 6"	4" – 20"	1" – 2 ½"	4" – 12"



Aspen Southern Ledgestone 1/2" mortar joints



Fog Southern Ledgestone tight-fitted mortar joints



Gray Southern Ledgestone 1/2" mortar joints



Bucks County Southern Ledgestone tight-fitted mortar joints



Hudson Bay® Southern Ledgestone tight-fitted mortar joints



Rustic Southern Ledgestone 1/2" mortar joints



Chardonay Southern Ledgestone tight-fitted mortar joints



Echo Ridge® Southern Ledgestone tight-fitted mortar joints



Wolf Creek® Southern Ledgestone tight-fitted mortar joints



Sevilla™ Ancient Villa Ledgestone



Echo Ridge® Dressed Fieldstone



Echo Ridge® Country Ledgestone:

A first impression set in stone.

Remember how you felt the first time you walked into your dream home? That excitement and pride never goes away when you enhance the exterior of your home with our Cultured Stone® veneers. Whether pulling into your driveway or catching a parting glimpse in the rearview mirror, the character and charm of a Cultured Stone exterior makes a bold and lasting impression. Realtors call it “curb appeal.” You’ll call it utter perfection.

Dressed
Fieldstone

HEIGHT	LENGTH	THICKNESS	CORNER RETURNS
2 ½" – 14"	4" – 22"	1 ¼" – 2 ½"	4" – 12"



Aspen Dressed Fieldstone 1/2" mortar joints



Bucks County Dressed Fieldstone 1/2" mortar joints



Chardonnay Dressed Fieldstone 1/2" mortar joints



Echo Ridge® Dressed Fieldstone
1/2" mortar joints



Sevilla™ Dressed Fieldstone 1/2" mortar joints



Wolf Creek® Dressed Fieldstone
1/2" mortar joints



Chardonnay Country LedgeStone and Dressed Fieldstone Blend

Blend to mix, match
and mesmerize.

The menu of color choices in our Country LedgeStone and Southern LedgeStone textures were made to pair beautifully with our Dressed Fieldstone. The resulting blends—in whatever proportion you deem perfect—create something truly enticing that accentuates any setting or surface. Better still, they were all thoughtfully designed to complement everything from stucco and brick to wood and vinyl.



Chardonnay Country LedgeStone



Chardonnay Dressed Fieldstone

Old Country
Fieldstone

HEIGHT	LENGTH	THICKNESS	CORNER RETURNS
1 ½" – 10"	4" – 16 ½"	1" – 2 ¾"	4" – 12"



Del Mare
Ledgestone®

HEIGHT	LENGTH	THICKNESS	CORNER RETURNS
1" – 9 ¼"	4 ½" – 16"	¾" – 1 ¾"	4" – 12"



Celebrating the spaces in between.

While our gorgeous Cultured Stone® veneers tend to be the center of attention, it's often the grouting styles in between that can really make a difference. Creating the right mortar joint for a project is a matter of choosing not only the perfect color, but also the right width—a choice that naturally affects the total square footage. And while a standard mortar joint is typically 1/2" in width, some stone textures allow for a dry stacked, tight-fitted joint to achieve a clean, tailored appearance.



Skyline Country Ledgestone
Tight-Fitted Mortar Joints



Echo Ridge® Old Country Fieldstone
1/2" Mortar Joints



Umber Creek Ancient Villa Ledgestone™
Overgrouted Mortar Joints



Chianti Ancient Villa Ledgestone™ 1/2" mortar joints



Palisades Ancient Villa Ledgestone™ 1/2" mortar joints



Sevilla™ Ancient Villa Ledgestone™ 1/2" mortar joints



Siena Ancient Villa Ledgestone™ 1/2" mortar joints



Solstice Ancient Villa Ledgestone™
1/2" mortar joints



Umber Creek Ancient Villa Ledgestone™
Overgrouted Mortar Joints

Ancient Villa
Ledgestone™

HEIGHT	LENGTH	THICKNESS	CORNER RETURNS
2" – 12"	5" – 16"	1 1/4" – 1 3/4"	4" – 12"

A past remembered. A future imagined.

Historically, artisan stonework has been used to dramatically define indoor settings—from prominent stacked-stone hearths to meticulously crafted mosaic floors. With Cultured Stone® veneers, an exciting new era comes to life inside the home with cleverly designed interior creations that transform simple backsplashes, accent walls, columns and fireplaces into stunning works of timeless art.



Cobblefield®

HEIGHT	LENGTH	THICKNESS	CORNER RETURNS
2" – 8"	4" – 20"	1" – 2 3/8"	3" – 12"



Chardonnay Cobblefield® 1/2" mortar joints



Desert Blend® Cobblefield® 1/2" mortar joints



Bucks County Limestone 1/2" mortar joints

Limestone

HEIGHT	LENGTH	THICKNESS	CORNER RETURNS
1 3/4" – 6"	4" – 16 3/4"	1 1/2" – 2 3/8"	4" – 11"



Echo Ridge® Cobblefield® 1/2" mortar joints



Gray Cobblefield® 1/2" mortar joints



Chardonnay Limestone 1/2" mortar joints



Golden Buckeye Limestone 1/2" mortar joints



San Francisco Cobblefield® 1/2" mortar joints



Texas Cream Cobblefield® 1/2" mortar joints




Suede Limestone 1/2" mortar joints



Chardonnay Country Ledgerstone



Fog Southern Ledgerstone



Hudson Bay® Southern Ledgerstone

Fall in love with outdoor living.

If home is where the heart is, your outdoor space is where the real love affair is waiting to unfold. Think of it — a canvas of possibilities waiting to be designed and enjoyed with a gorgeous stone fireplace, a dramatic fountain or even an entire outdoor room. With Cultured Stone® veneers serving as the backdrop, even the simplest outdoor activities become unforgettable moments all day long and deep into a moonlit night.



DEL
FRISCO'S
GRILLE

Bucks County European Castle Stone



Bucks County European Castle Stone *tight-fitted mortar joints*

European
Castle Stone

HEIGHT	LENGTH	THICKNESS	CORNER RETURNS
2" – 12"	4" – 16"	1 3/8" – 1 1/2"	4" – 12"



Chardonnay European Castle Stone *tight-fitted mortar joints*



Bucks County Rockface *1/2" mortar joints*

Rockface

HEIGHT	LENGTH	THICKNESS	CORNER RETURNS
4" – 12"	4" – 16"	1" – 2 1/4"	7" – 11 3/4"

Drystack
Ledgestone

HEIGHT	LENGTH	THICKNESS	CORNER RETURNS
1" – 4"	4" – 16"	1 ½" – 2 ½"	2" – 10"

Chardonnay Drystack Ledgestone *tight-fitted mortar joints*



Suede Drystack Ledgestone *tight-fitted mortar joints*



Earth Blend River Rock *1/2" mortar joints*

River
Rock

HEIGHT	LENGTH	THICKNESS	CORNER RETURNS
2" – 14"	2" – 14"	1" – 2 ½"	3" – 12"



Lake Tahoe River Rock *1/2" mortar joints*



Lakeshore River Rock *1/2" mortar joints*



Spring Stream Stone *1/2" mortar joints*




Summer Stream Stone *tight-fitted mortar joints*

Stream
Stone

HEIGHT	LENGTH	THICKNESS	CORNER RETURNS
2" – 12"	2" – 12"	1 ½" – 3 ½"	4" – 9 ¼"



High Desert Used Brick



Antique Red Used Brick 1/2" mortar joints

Cultured Brick® Veneer

	HEIGHT	LENGTH	THICKNESS	CORNER RETURNS
Used Brick	2 3/8" - 2 1/2"	7 7/8" - 8 1/8"	3/4"	4", 8"
Handmade Brick	2 3/4"	8 1/8"	3/4"	3 1/8", 8 1/4"



Moroccan Sand Handmade Brick 1/2" mortar joints



High Desert Used Brick 1/2" mortar joints



Rustic Manor Handmade Brick 1/2" mortar joints

Creating the ultimate impulse buy.

Today's savvy consumer wants more than a product when they're out shopping—they also want a memorable experience. With Cultured Stone® veneers, a storefront, restaurant or hotel is sending a subtle but significant message about what their patrons can expect the moment they step inside. From chic and sophisticated to warm and inviting, Cultured Stone® exteriors communicate just how special the interior experience will be.



Caramel Country LedgeStone

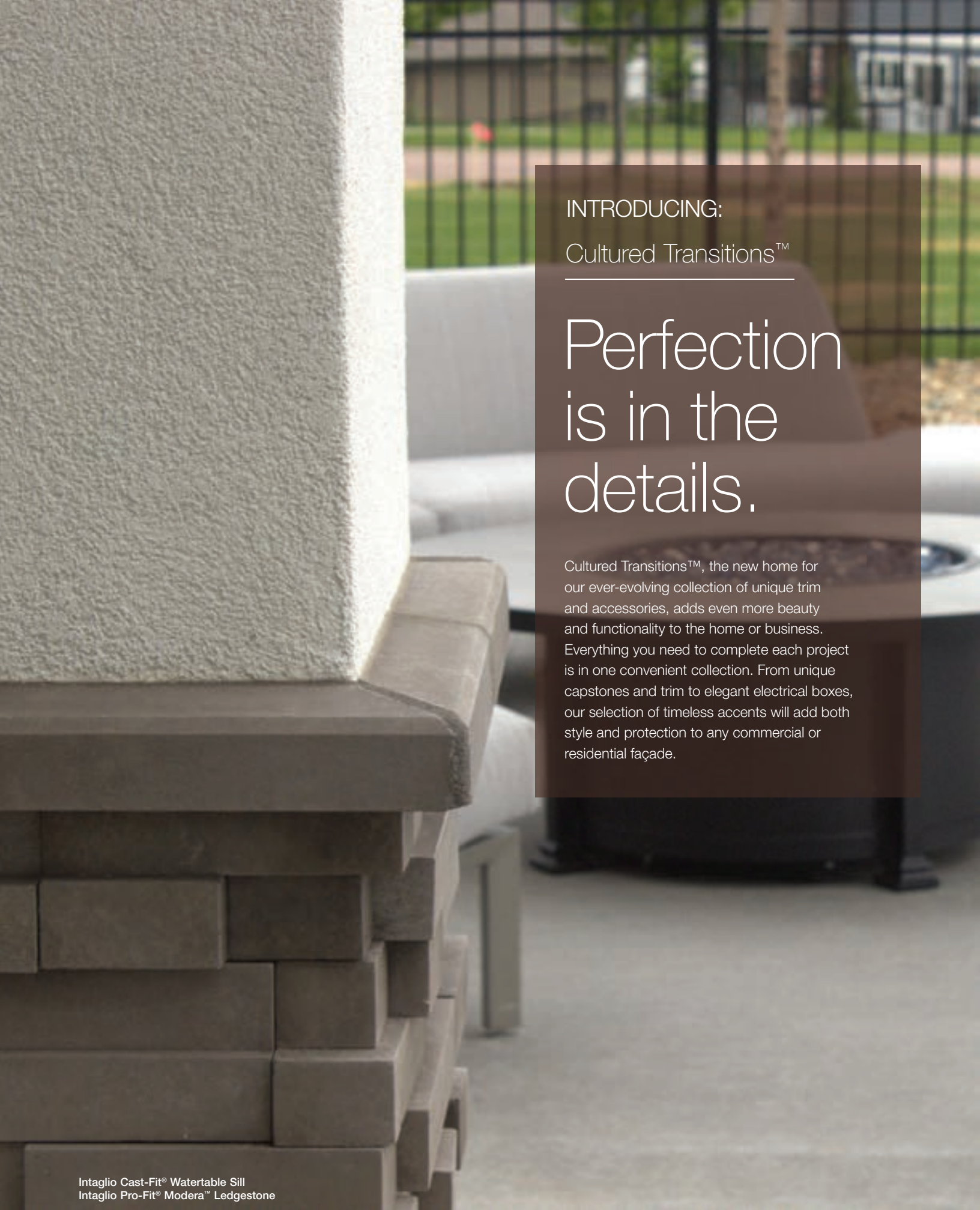


Antique Red Used Brick



Sevilla™ Country LedgeStone

Cultured Stone® by Boral®



INTRODUCING:
Cultured Transitions™

Perfection is in the details.

Cultured Transitions™, the new home for our ever-evolving collection of unique trim and accessories, adds even more beauty and functionality to the home or business. Everything you need to complete each project is in one convenient collection. From unique capstones and trim to elegant electrical boxes, our selection of timeless accents will add both style and protection to any commercial or residential façade.

Intaglio Cast-Fit® Watertable Sill
Intaglio Pro-Fit® Modera™ Ledgestone

Cultured Transitions™ Architectural Stone Trim



**Electrical Box:
Single Receptacle**
Gray, Mocha, Nightfall™,
Sable, Taupe (shown)
6" x 8" x 1 ¾"



**Electrical Box:
Standard Light Fixture**
Gray, Mocha, Nightfall™,
Sable (shown), Taupe
8" x 10" x 1 ¾"



**Electrical Box:
Large Light Fixture**
Gray (shown), Mocha,
Nightfall™, Sable, Taupe
9 ½" x 15" x 1 ¾"



Keystone
Champagne, Gray, Mocha,
Nightfall™, Sable, Taupe (shown)
5 ½" x 8" x 10" x 1 ⅞"



Trim Stone
Champagne, Gray (shown),
Mocha, Nightfall™, Sable, Taupe
6" x 8" x 1 ⅞"



Tuscan Lintel
Champagne, Gray, Mocha,
Nightfall™, Sable (shown), Taupe
6" x 22" x 2 ⅝"



Watertable/Sill
Champagne, Gray, Mocha,
Nightfall™, Sable (shown), Taupe
2 ½" x 18" x 3"



Cast-Fit® Watertable/Sill
Carbon (shown), French Gray™,
Intaglio, Parchment™, Vellum
2 ½" x 18" x 3"

Cultured Transitions™ Capstones & Hearthstones



Flagstone Pier Cap
Champagne (shown), Gray, Mocha,
Nightfall™, Sable, Taupe
24" x 24", 32" x 32"
2 ½" – 4 ½" thickness at peak



Flat Textured Capstones*
Champagne, Gray (shown), Mocha,
Nightfall™, Sable, Taupe
10" x 20", 12" x 20"
2" thickness




Flagstone Sloped Wall Cap
Champagne, Gray, Mocha,
Nightfall™, Sable (shown), Taupe
12" x 20", 16" x 20"
2" – 2 ¾" thickness at peak



Hearthstone
Blond, Chardonnay (shown), Cream,
Gray, Marsh, Nightfall™, Sable
19" x 20" x 1 ¾"


TRIM AND CAPSTONE COLORS



CAST-FIT® WATERTABLE/SILL COLORS



HEARTHSTONE COLORS



Dimensions listed are nominal.
Please check the actual product size to ensure
the right fit for your application.

Note: Flat Textured Capstones can be used for
fireplace hearths. Hearthstones are not suitable
for foot traffic.

Coordinating
Color Guide

We've designed our Cultured Transitions™ architectural accents to complement our textures and colors beautifully. Use the chart below as a guide to selecting the architectural accents that best harmonize with the Cultured Stone® by Boral® veneer products you have chosen.

ACCESSORIES		HEARTHSTONES
ANCIENT VILLA LEDGESTONE™		
CHIANTI	FRENCH GRAY™, TAUPE	BLOND, MARSH
PALISADES	CARBON, FRENCH GRAY™, GRAY, SABLE, TAUPE	GRAY, MARSH, SABLE
SEVILLA™	FRENCH GRAY™, SABLE, TAUPE	CHARDONNAY, MARSH, SABLE
SIENA	FRENCH GRAY™, SABLE, TAUPE	BLOND, MARSH, SABLE
SOLSTICE	FRENCH GRAY™, GRAY, TAUPE	GRAY, MARSH
UMBER CREEK	NIGHTFALL™, SABLE, TAUPE	MARSH, NIGHTFALL™, SABLE
CAST-FIT®		
PARCHMENT™	PARCHMENT™, CHAMPAGNE	CREAM
FRENCH GRAY™	FRENCH GRAY™, TAUPE	MARSH
CULTURED® BRICK®		
ANTIQUE RED USED BRICK	FRENCH GRAY™, TAUPE	CHARDONNAY, MARSH
HIGH DESERT USED BRICK	FRENCH GRAY™, TAUPE	CHARDONNAY, MARSH
RUSTIC MANOR HANDMADE BRICK	FRENCH GRAY™, TAUPE	CHARDONNAY, MARSH
MOROCCAN SAND HANDMADE BRICK	FRENCH GRAY™, TAUPE	CHARDONNAY, MARSH
COBBLEFIELD®		
CHARDONNAY	FRENCH GRAY™, TAUPE	CHARDONNAY, MARSH
DESERT BLEND®	FRENCH GRAY™, SABLE, TAUPE	BLOND, MARSH, SABLE
ECHO RIDGE®	CARBON, GRAY, INTAGLIO, NIGHTFALL™	GRAY, NIGHTFALL™
GRAY	GRAY, INTAGLIO	GRAY
SAN FRANCISCO	FRENCH GRAY™, GRAY, NIGHTFALL™, TAUPE	GRAY, NIGHTFALL™
TEXAS CREAM	CHAMPAGNE, PARCHMENT™	CREAM
CORAL STONE		
FOSSIL REEF	CHAMPAGNE, PARCHMENT™	CREAM
COUNTRY LEDGESTONE		
ASHFALL	FRENCH GRAY™, GRAY, INTAGLIO, TAUPE	GRAY, MARSH
ASPEN	FRENCH GRAY™, TAUPE	GRAY, MARSH
BLACK RUNDLE	GRAY, NIGHTFALL™	GRAY, NIGHTFALL™
BUCKS COUNTY	FRENCH GRAY™, GRAY, TAUPE	GRAY, MARSH
CARAMEL	FRENCH GRAY™, TAUPE	BLOND, MARSH
CHARDONNAY	FRENCH GRAY™, TAUPE	CHARDONNAY, MARSH
ECHO RIDGE®	CARBON, GRAY, INTAGLIO, NIGHTFALL™	GRAY, NIGHTFALL™
EUCALYPTUS	FRENCH GRAY™, GRAY, TAUPE	CHARDONNAY, MARSH
GRAND MESA	TAUPE	MARSH
HUDSON BAY®	FRENCH GRAY™, SABLE, TAUPE	CHARDONNAY, MARSH, SABLE
MOJAVE	FRENCH GRAY™, TAUPE	BLOND, MARSH
RED ROCK	FRENCH GRAY™, TAUPE	CHARDONNAY, MARSH
SEVILLA™	FRENCH GRAY™, SABLE, TAUPE	CHARDONNAY, MARSH, SABLE
SKYLINE	FRENCH GRAY™, GRAY, INTAGLIO, TAUPE	GRAY, MARSH
UMBER CREEK	FRENCH GRAY™, NIGHTFALL™, SABLE, TAUPE	MARSH, NIGHTFALL™, SABLE
WHITE OAK	CHAMPAGNE, PARCHMENT™	CREAM
WOLF CREEK®	FRENCH GRAY™, NIGHTFALL™, SABLE, TAUPE	MARSH, NIGHTFALL™, SABLE
DEL MARE LEDGESTONE®		
BLACK ISLE™	NIGHTFALL™	GRAY, NIGHTFALL™
BURNT OCHRE	FRENCH GRAY™, SABLE, TAUPE	BLOND, MARSH, SABLE
PALERMO	FRENCH GRAY™, SABLE, TAUPE	BLOND, MARSH, SABLE

ACCESSORIES		HEARTHSTONES
DRESSED FIELDSTONE		
ASPEN	FRENCH GRAY™, TAUPE	GRAY, MARSH
BUCKS COUNTY	FRENCH GRAY™, GRAY, TAUPE	GRAY, MARSH
CHARDONNAY	FRENCH GRAY™, TAUPE	CHARDONNAY, MARSH
ECHO RIDGE®	CARBON, GRAY, INTAGLIO, NIGHTFALL™	GRAY, NIGHTFALL™
SEVILLA™	FRENCH GRAY™, SABLE, TAUPE	CHARDONNAY, MARSH, SABLE
WOLF CREEK®	FRENCH GRAY™, NIGHTFALL™, SABLE, TAUPE	MARSH, NIGHTFALL™, SABLE
DRystack LEDGESTONE		
CHARDONNAY	FRENCH GRAY™, TAUPE	CHARDONNAY, MARSH
SUEDE	FRENCH GRAY™, GRAY, INTAGLIO, TAUPE	GRAY, MARSH
EUROPEAN CASTLE STONE		
BUCKS COUNTY	FRENCH GRAY™, GRAY, TAUPE	GRAY, MARSH
CHARDONNAY	FRENCH GRAY™, TAUPE	CHARDONNAY, MARSH
HEWN STONE		
FOUNDATION	VELLUM	CREAM
SPAN	CARBON, FRENCH GRAY™	GRAY
TALUS	CARBON, INTAGLIO, VELLUM	CREAM, MARSH
LIMESTONE		
BUCKS COUNTY	FRENCH GRAY™, GRAY, TAUPE	GRAY, MARSH
CHARDONNAY	FRENCH GRAY™, TAUPE	CHARDONNAY, MARSH
GOLDEN BUCKEYE	TAUPE	MARSH
SUEDE	FRENCH GRAY™, GRAY, INTAGLIO, TAUPE	GRAY, MARSH
OLD COUNTRY FIELDSTONE		
CHARDONNAY	FRENCH GRAY™, TAUPE	CHARDONNAY, MARSH
COASTAL FOG	CHAMPAGNE, PARCHMENT™, TAUPE	BLOND, CREAM, MARSH
ECHO RIDGE®	CARBON, GRAY, INTAGLIO, NIGHTFALL™	GRAY, NIGHTFALL™
SUMMIT PEAK	FRENCH GRAY™, TAUPE, VELLUM	GRAY, MARSH
TUDOR	GRAY, NIGHTFALL™	GRAY, NIGHTFALL™
PRO-FIT® ALPINE LEDGESTONE		
BLACK MOUNTAIN®	GRAY, INTAGLIO, NIGHTFALL™	GRAY, NIGHTFALL™
BLACK RUNDLE	GRAY, NIGHTFALL™	GRAY, NIGHTFALL™
CHARDONNAY	FRENCH GRAY™, TAUPE	CHARDONNAY, MARSH
DARK RIDGE™	GRAY, NIGHTFALL™	GRAY, NIGHTFALL™
ECHO RIDGE®	CARBON, GRAY, INTAGLIO, NIGHTFALL™	GRAY, NIGHTFALL™
SUMMIT PEAK	FRENCH GRAY™, TAUPE, VELLUM	GRAY, MARSH
PHEASANT	CARBON, GRAY	GRAY
UMBER CREEK	FRENCH GRAY™, NIGHTFALL™, SABLE, TAUPE	MARSH, NIGHTFALL™, SABLE
WINTERHAVEN™	CHAMPAGNE, PARCHMENT™, VELLUM	CREAM
ACCESSORIES		HEARTHSTONES
PRO-FIT® LEDGESTONE		
AUTUMN	FRENCH GRAY™, TAUPE	BLOND, MARSH
GRAY	GRAY, INTAGLIO	GRAY
MOJAVE	FRENCH GRAY™, TAUPE	BLOND, MARSH
PLATINUM	CHAMPAGNE, GRAY, PARCHMENT™	CREAM, GRAY
SHALE	FRENCH GRAY™, GRAY, INTAGLIO, TAUPE	GRAY, MARSH
SOUTHWEST BLEND	CHAMPAGNE, PARCHMENT™	CREAM, BLOND

ACCESSORIES		HEARTHSTONES
PRO-FIT™ MODERA LEDGESTONE		
CARBON	CARBON	GRAY, NIGHTFALL™
INTAGLIO	INTAGLIO	GRAY, MARSH
VELLUM	VELLUM	CREAM
PRO-FIT™ TERRAIN™ LEDGESTONE		
ARCADIA	CARBON, GRAY	GRAY
ARCTIC	CHAMPAGNE	CREAM
ETHOS	INTAGLIO	CREAM, MARSH
TREK	NIGHTFALL™	NIGHTFALL™
RIVER ROCK		
EARTH BLEND	TAUPE	BLOND, MARSH
LAKE TAHOE	GRAY, TAUPE	GRAY
LAKE SHORE	TAUPE	BLOND, CREAM, MARSH
ROCKFACE		
BUCKS COUNTY	FRENCH GRAY™, GRAY, TAUPE	GRAY, MARSH

ACCESSORIES		HEARTHSTONES
SOUTHERN LEDGESTONE		
ASPEN	FRENCH GRAY™, TAUPE	GRAY, MARSH
BUCKS COUNTY	FRENCH GRAY™, GRAY, TAUPE	GRAY, MARSH
CHARDONNAY	FRENCH GRAY™, TAUPE	CHARDONNAY, MARSH
ECHO RIDGE®	CARBON, GRAY, INTAGLIO, NIGHTFALL™	GRAY, NIGHTFALL™
FOG	GRAY, TAUPE	CREAM, GRAY
GRAY	GRAY, INTAGLIO	GRAY
HUDSON BAY®	FRENCH GRAY™, SABLE, TAUPE	CHARDONNAY, MARSH, SABLE
RUSTIC	TAUPE	BLOND, MARSH
WOLF CREEK®	FRENCH GRAY™, NIGHTFALL™, SABLE, TAUPE	MARSH, NIGHTFALL™, SABLE
STREAM STONE		
SPRING	GRAY, TAUPE	GRAY, MARSH
SUMMER	CHAMPAGNE, TAUPE	BLOND, MARSH

	HEIGHT	LENGTH	THICKNESS	CORNER RETURNS
ASHLAR				
CAST-FIT® 8" x 16"	7 5/8"	15 5/8"	1 1/2"	N/A
CAST-FIT® 12" x 24"	11 5/8"	23 5/8"	1 1/2"	N/A
BRICK				
USED BRICK	2 3/8" – 2 5/8"	7 1/8" – 8 1/8"	3/4"	4", 8"
HANDMADE CULTURED BRICK®	2 3/4"	8 3/16"	3/4"	3 5/8", 8 1/4"
FIELD				
DRESSED FIELDSTONE	2 1/2" – 14"	4" – 22"	1 1/4" – 2 5/8"	4" – 12"
OLD COUNTRY FIELDSTONE	1 1/2" – 10"	4" – 16 1/2"	1" – 2 5/8"	4" – 12"
LEDGE				
COUNTRY LEDGESTONE	1 1/2" – 6 1/2"	4 1/4" – 22"	1 1/8" – 2 3/8"	4" – 12"
DRystack LEDGESTONE	1" – 4"	4" – 16"	1 1/2" – 2 5/8"	2" – 10"
PRO-FIT® ALPINE LEDGESTONE	4"	8", 12", 20"	3/4" – 2 1/4"	4", 8", 12"
PRO-FIT® LEDGESTONE	4"	8", 12", 20"	1/2" – 1 1/2"	4", 8", 12"
PRO-FIT® MODERA™ LEDGESTONE	4"	8", 12", 20"	3/4", 1 1/4", 1 3/4"	4", 8", 12"
PRO-FIT® TERRAIN™ LEDGESTONE	4"	8", 12", 20"	3/4", 1 1/4", 1 3/4"	4", 8", 12"
RANDOM ASHLAR				
COBBLEFIELD®	2" – 8"	4" – 20"	1" – 2 5/8"	3" – 12"
CORAL STONE	4" – 12"	4" – 16"	1" – 1 1/4"	2 1/2" – 8 1/2"
EUROPEAN CASTLE STONE	2" – 12"	4" – 16"	1 3/8" – 1 5/8"	4" – 12"
HEWN STONE™ 308	3"	8"	1 1/2"	3", 7"
HEWN STONE™ 314	3"	14"	1 1/2"	3", 7"
HEWN STONE™ 514	5"	14"	1 1/2"	3", 10"
HEWN STONE™ 522	5"	22"	1 1/2"	3", 10"
HEWN STONE™ 822	8"	22"	1 1/2"	3", 10"
LIMESTONE	1 1/4" – 6"	4" – 16 3/4"	1 1/2" – 2 5/8"	4" – 11"
ROCKFACE	4" – 12"	4" – 16"	1" – 2 5/8"	7" – 11 3/4"
ROUNDED				
RIVER ROCK	2" – 14"	2" – 14"	1" – 2 5/8"	3" – 12"
STREAM STONE	2" – 12"	2" – 12"	1 1/2" – 3 1/2"	4" – 9 1/4"
RUBBLE				
ANCIENT VILLA LEDGESTONE™	2" – 12"	5" – 16"	1 1/4" – 1 3/4"	4" – 12"
DEL MARE LEDGESTONE®	1" – 9 1/4"	4 1/2" – 16"	3/4" – 1 3/4"	4" – 12"
SOUTHERN LEDGESTONE	1/2" – 6"	4" – 20"	1" – 2 5/8"	4" – 12"

Stone Veneer
Dimensions*

*These are all nominal dimensions and ranges. Actual dimensions may vary.

The art of renewal.

We strive to meet today's building needs without compromising the future. Cultured Stone® veneers are designed to not only beautify spaces but also take care of our shared environment along the way. To that end, our closed-loop recycling system allows us to reuse water during manufacturing, which proves especially important in California's drought-prone environment.

Cultured Stone® veneer products contain an average of 58% recycled content.

Our commitment to thinking and building green has also led us to meet the indoor air quality standards of the GREENGUARD Environmental Institute and GREENGUARD Gold. In addition, Cultured Stone® veneer is a NGBS Green Certified Product.




The GREENGUARD INDOOR AIR QUALITY CERTIFIED Mark is a registered certification mark used under license through the GREENGUARD Environmental Institute.

Cultured Stone® by Boral®

2017 Source Guide

47



From Chester to Napa. (And everywhere in between.)

While the heart of Cultured Stone® by Boral®'s operations can be found in Roswell, Georgia, the lungs that breathe life into our work can be found in our two plants. Strategic locations in Napa, California, and Chester, South Carolina, have allowed us to create one of the largest distribution footprints in the US and Canada and globally into Europe, Asia and Australia. For the builders who rely on easy access to our materials, this convenient presence provides an invaluable resource.

The skilled hands of our masters at both plants make it possible for Boral to offer quality stone products that are proudly made in America.

Warranty

LIMITED WARRANTY

Cultured Stone® wall products carry a 50-year limited warranty* when used on structures that conform to local building codes and when installed according to manufacturer's instructions.

Warranty is limited to replacement or repair of defective materials only and does not cover labor to remove and replace. Warranty does not cover damage resulting from building settlement, wall movement, contact with chemicals or paint, discoloration due to airborne contaminants, and staining or oxidation. Warranty is limited to the original purchaser. Complete warranty information is available on request.

Installation

Cultured Stone® veneer can be used on most structurally sound wall surfaces. It is light weight and quick adhesion allows for fast, easy installation without additional footings or wall ties. Each piece of Cultured Stone® veneer is applied individually with Type N or Type S mortar and attaches permanently to the wall surface.

Be sure to read the Cultured Stone® by Boral® full detailed installation instructions. Get a copy from your Cultured Stone® dealer, at www.culturedstone.com or by calling 1.800.255.1727.

The National Concrete Masonry Association offers a wealth of information at www.masonryveneer.com.

MAINTENANCE

Cultured Stone® and Cultured Brick® veneers are virtually maintenance-free. If required, lightly wash to remove dust or dirt. Do not sandblast or wash with acid, abrasives or hi-pressure water. Damaged or graffiti-marred stones can be removed and replaced with matching materials.

Technical Data

Cultured Stone® products are engineered to meet or exceed the specifications set by building code officials.

Unit Weight Weight is approximately 8-12 lb/ft² (39-58 kg/m²) but not more than 15 lb/ft² (72 kg/m²)

Thickness 1 3/4" average. May vary depending on choice of texture.

Colorfast Colors become an integral part of the stone during casting. Existing applications show no undesirable change in color after years of weathering.

Noncombustible/Surface Burning Characteristics UL tested and listed. Cultured Stone® products tested out with zero flame spread, zero smoke development.

Technical Support Complete copies of Cultured Stone® research reports, approvals, tests, listings or acceptances conducted by independent testing agencies are available on request. Cultured Stone® products meet or exceed all ICC-ES Acceptance Criteria #51, requirements for pre-case stone veneer.

Other manufacturers who claim to produce equivalent products should be asked to provide documentation of claims.

* See actual warranty at www.culturedstone.com. Overhead, horizontal or sloped applications are not included in our building code evaluation reports or acceptances. These applications often require special approval/inspections by local building inspectors. Contact your architect or engineer for assistance designing these installations.

"Architects have leaned on us for many years to help fulfill their vision for their customer; time and time again, we get that done with Cultured Stone®."
Doug McCall, OldcastleCoastal, Tampa, FL

"We are over 115 years old and the oldest brick and block manufacturer in the Pacific Northwest. Cultured Stone® is a great addition to our product line. We have been partners for 35 years."
Bill Houlahan, Jr., Mutual Materials, Bellevue, WA

"Innovation. New products. Just phenomenal."
Gordon Strout, Instone, Millstone Township, NJ

"We were part of the growth of an industry. When we started, there was not even a product category for manufactured stone, and now it's fully established."
Keith Polster, Mason Steel, Cleveland, OH

"Cultured Stone® prides itself on the manufacturing process, the coloring process."
Nick Ridge, Mason Steel, Cleveland, OH

We are Cultured Stone.®

Born from great partnerships, Cultured Stone® by Boral® is a family affair. Rooted in our commitment to quality, a long-standing history of working closely with distributing partners, developing new products, textures and colors together - from the Southeast to the Pacific Northwest, we are Cultured Stone® by Boral®.

Left to right: **Doug McCall**, OldcastleCoastal; **Nick Ridge**, Mason Steel; **Kyle Destree**, Brock White; **Bill Houlahan**, Mutual Materials; **Rob Rosson**, Mutual Materials; **Dennis Ehlert**, Brock White; **Patrick Knapik**, OldcastleCoastal; **Gordon Strout**, Instone; **Keith Polster**, Mason Steel

Cultured Stone® by Boral®

2017 Source Guide

51

Build something great™

1.800.255.1727 | www.culturedstone.com

STONE
SIDING
TRIM
ROOFING



Originality never goes out of style.

From cast to model, the entire Cultured Stone® veneer production process is very much hands-on—down to the trademark CSV® (Cultured Stone® Veneer) stamp that has been hand-applied since 1962, to each and every stone we craft. Only genuine Cultured Stone® by Boral® products have a CSV® indicia embossed on the edge, guaranteeing that you're getting the original, proven and preferred brand. After all, a master's touch is all in the detail.

Explore the endless possibilities of building with Cultured Stone® veneer products by visiting our website at www.culturedstone.com. For more detailed information, please call 1.800.255.1727.

The product colors you see are as accurate as current photography and printing techniques allow. We suggest you look at product samples before you select colors.

MADE IN THE USA

© 2017 Boral Stone Products LLC

CSVSG04-0617